

Scaled data based on original data using  
LM-79-08 Approved Method: Electrical and Photometric Measurements of Solid-  
State Lighting Products

Test Report Prepared for  
Cooper Lighting Solutions  
(formerly Eaton)

Brand: McGRAW-EDISON

Report Number: P271410

Luminaire Tested: **ISC-AF-1000-LED-E1-T4W-7027**

Issue Date: 3/3/2020

**Test Information**

Test Method: LM-79-08  
Report Number: P271410  
TEST IS SCALED FROM IESNA LM-79-08 TEST DATA (P29757)  
Test Lab: INNOVATION CENTER-P2  
Issue Date: 3/3/2020  
Manufacturer: COOPER LIGHTING SOLUTIONS (FORMERLY EATON)  
Product Line: MCGRAW-EDISON  
Catalog Number: ISC-AF-1000-LED-E1-T4W-7027  
Description: IMPACT ELITE LED CYLINDER LUMINAIRE  
LIGHT SQUARE WITH ACCULED OPTICS-TYPE IV WIDE  
Light Source: (16) 2700K CCT, 70 CRI LEDs  
Ballast/Driver: ELECTRONIC DRIVER

**Summary**

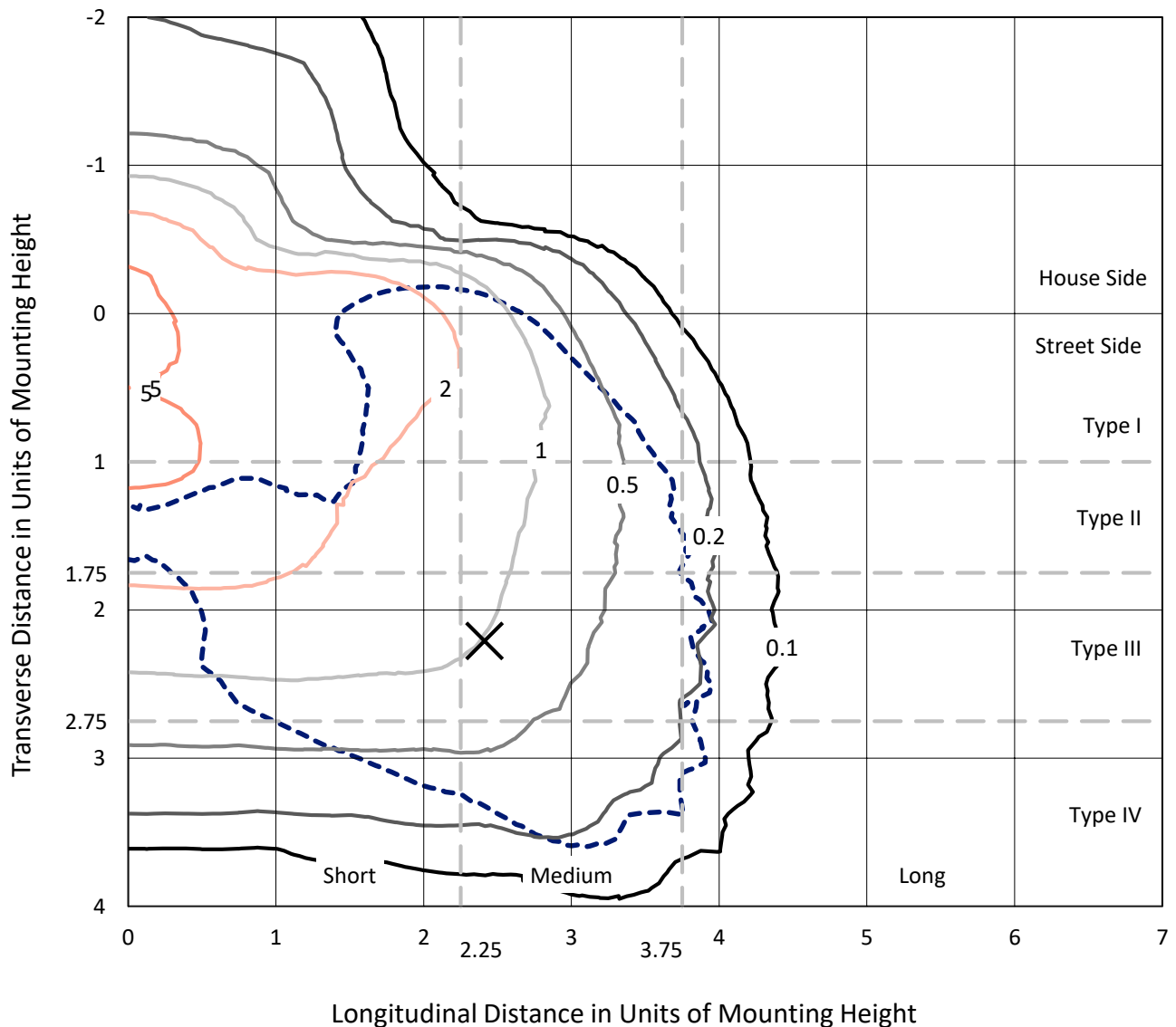
Lumens per Lamp: N/A  
Luminaire Lumens: 5024.2 lumens  
Efficiency: N/A  
Efficacy: 92.0 lumens/watt  
Luminous Opening: Rectangular (W 0.5' x L: 0.5' x H: 0')  
IES Classification: Type IV - Medium - Non-Cutoff  
BUG Rating: B1 - U0 - G2  
  
Input Watts (W): 54.6  
Input Voltage (V): 120  
Input Current (Ain): NR  
Voltage Rise (V): NR  
Power Factor: NR  
Total Harmonic Distortion (THDi): NR  
Frequency (hertz): 60  
Stabilization Time: NR  
Operation Time: NR  
Ambient Temperature (°C): NR  
Test Distance: 25 FT



REPORT NUMBER: P271410  
 CATALOG NUMBER: ISC-AF-1000-LED-E1-T4W-7027

### Iso-Footcandle Lines of Horizontal Illumination

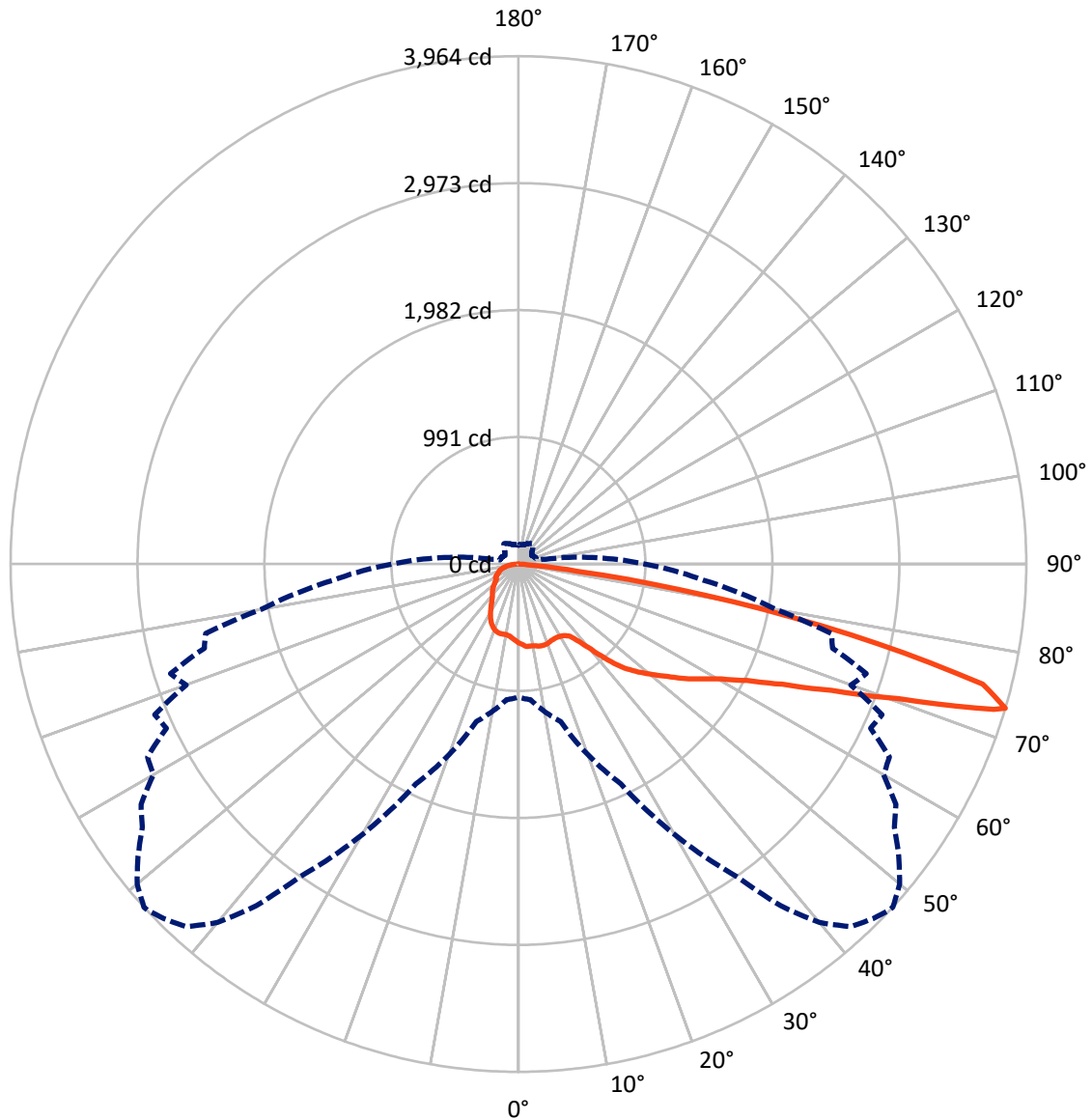
× Max cd  
 - - - 1/2 Max cd



Based on 10 foot mounting height. Maximum calculated value = 7.1 fc  
 Type IV - Medium - Non-Cutoff

REPORT NUMBER: P271410  
CATALOG NUMBER: ISC-AF-1000-LED-E1-T4W-7027

### Luminous Intensity Polar Plot



— Vertical Plane Through 47.5-Deg Lateral    - - - Horizontal Cone Through 73-Deg Vertical

REPORT NUMBER: P271410

CATALOG NUMBER: ISC-AF-1000-LED-E1-T4W-7027

**FLUX DISTRIBUTION:**

		Downward	Upward	Total
<b>House Side</b>	Lumens	1003.8	0.0	1003.8
	% Fixture	20.0	0.0	20.0
<b>Street Side</b>	Lumens	4020.4	0.0	4020.4
	% Fixture	80.0	0.0	80.0
<b>Total</b>	Lumens	5024.2	0.0	5024.2
	% Fixture	100.0	0.0	100.0

**Coefficient of Utilization**

**ZONAL LUMENS:**

Zone	Lumens	% Fixture
0°-10°	58.7	1.2
10°-20°	174.8	3.5
20°-30°	268.7	5.3
30°-40°	392.0	7.8
40°-50°	646.4	12.9
50°-60°	1012.0	20.1
60°-70°	1372.8	27.3
70°-80°	1016.6	20.2
80°-90°	82.1	1.6
90°-100°	0.0	0.0
100°-110°	0.0	0.0
110°-120°	0.0	0.0
120°-130°	0.0	0.0
130°-140°	0.0	0.0
140°-150°	0.0	0.0
150°-160°	0.0	0.0
160°-170°	0.0	0.0
170°-180°	0.0	0.0
0°-90°	5024.2	100.0
0°-180°	5024.2	100.0



REPORT NUMBER: P271410

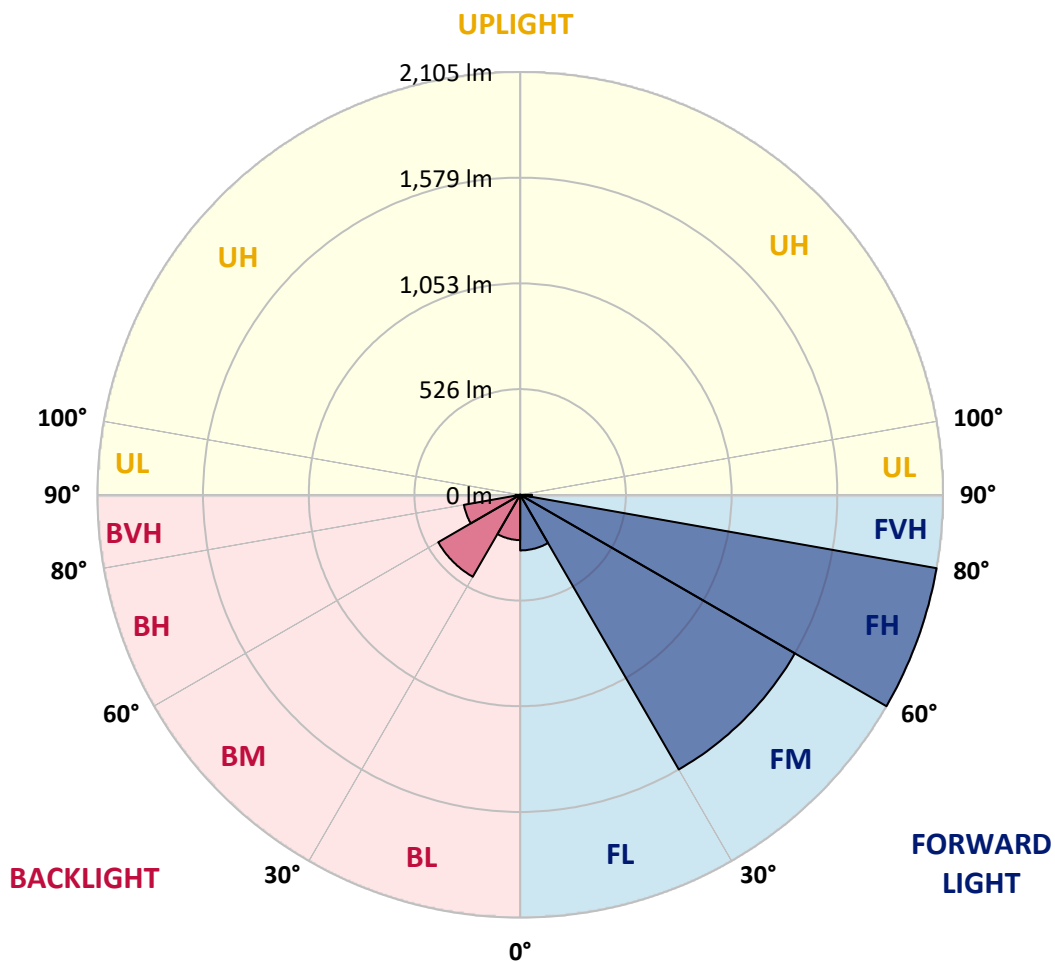
CATALOG NUMBER: ISC-AF-1000-LED-E1-T4W-7027

**LUMINAIRE CLASSIFICATION SYSTEM LUMEN TABLE AND BUG RATING:**

Zone		Lumens	% Fixture	Zone Rating/Lumen Limit		
				B	U	G
FL	(0°-30°)	276.9	5.5			
FM	(30°-60°)	1579.1	31.4			
FH	(60°-80°)	2105.2	41.9			G2/5000
FVH	(80°-90°)	59.2	1.2			G1/100
BL	(0°-30°)	225.3	4.5	B1/500		
BM	(30°-60°)	471.3	9.4	B1/1000		
BH	(60°-80°)	284.3	5.7	B1/500		G1/500
BVH	(80°-90°)	22.9	0.5			G1/100
UL	(90°-100°)	0.0	0.0		U0/0	
UH	(100°-180°)	0.0	0.0		U0/0	

**BUG Rating: B1-U0-G2**

Type IV Medium





REPORT NUMBER: P271410

CATALOG NUMBER: ISC-AF-1000-LED-E1-T4W-7027

**CANDELA DISTRIBUTION (FULL):**

	0°	5°	15°	25°	35°	37.5°	40°	42.5°	45°	47°	47.5°
0°	617.0	617.0	617.0	617.0	617.0	617.0	617.0	617.0	617.0	617.0	617.0
2.5°	653.4	651.8	646.8	645.2	640.2	636.9	635.2	633.6	638.5	635.2	630.3
5°	694.9	691.7	685.0	675.1	665.0	658.5	656.8	653.4	653.4	650.1	646.8
7.5°	724.8	723.1	713.2	698.3	681.6	670.0	663.4	658.5	660.1	656.8	646.8
10°	753.0	749.6	733.1	714.8	690.0	676.6	668.4	660.1	666.7	661.7	648.5
12.5°	774.5	771.3	748.0	724.8	696.5	681.6	673.4	668.4	675.1	671.8	656.8
15°	786.2	782.9	759.6	731.4	701.6	685.0	681.6	678.3	683.3	676.6	663.4
17.5°	779.5	779.5	757.9	728.1	703.2	686.7	681.6	678.3	685.0	678.3	663.4
20°	754.7	757.9	743.0	711.5	693.2	681.6	676.6	670.0	676.6	670.0	660.1
22.5°	723.1	726.4	718.1	690.0	676.6	668.4	666.7	660.1	665.0	660.1	650.1
25°	694.9	694.9	691.7	666.7	665.0	658.5	660.1	656.8	660.1	653.4	646.8
27.5°	696.5	696.5	683.3	658.5	656.8	656.8	656.8	656.8	658.5	653.4	646.8
30°	794.4	797.8	759.6	690.0	665.0	661.7	663.4	661.7	663.4	661.7	653.4
32.5°	942.1	942.1	905.5	797.8	709.8	688.3	679.9	678.3	673.4	671.8	665.0
35°	1087.9	1086.3	1049.8	930.5	819.3	777.8	751.3	726.4	714.8	703.2	691.7
37.5°	1210.7	1205.7	1200.8	1064.9	948.7	900.6	869.1	832.5	809.4	789.5	762.9
40°	1325.2	1333.4	1351.7	1189.2	1078.1	1033.3	1001.8	955.3	932.1	907.2	875.7
42.5°	1482.7	1494.3	1495.9	1323.6	1195.8	1165.9	1141.0	1106.3	1081.4	1051.5	1023.3
45°	1635.4	1637.0	1641.9	1467.8	1340.1	1301.9	1283.7	1250.5	1219.0	1180.9	1157.6
47.5°	1739.7	1734.9	1756.4	1633.7	1509.2	1466.1	1439.6	1389.9	1341.8	1293.6	1258.9
50°	1867.5	1862.5	1862.5	1822.8	1704.9	1655.1	1608.8	1515.9	1464.5	1404.8	1355.0
52.5°	1980.2	1962.1	1973.7	1996.8	1910.7	1847.6	1766.3	1661.9	1593.9	1520.9	1457.9
55°	2134.6	2040.1	2066.6	2147.8	2114.6	2016.8	1909.0	1797.9	1719.9	1637.0	1579.0
57.5°	2081.5	2016.8	2094.7	2237.4	2235.7	2144.4	2053.3	1917.3	1839.3	1761.4	1690.0
60°	1890.8	1923.9	2093.1	2298.8	2306.9	2235.7	2161.1	2035.0	1973.7	1892.4	1821.0
62.5°	1743.1	1791.2	2023.4	2293.7	2388.2	2322.0	2260.6	2185.9	2142.9	2074.8	2001.9
65°	1734.9	1763.0	1988.6	2288.8	2502.7	2467.9	2439.7	2404.9	2396.6	2346.8	2262.2
67.5°	1814.5	1841.0	2048.2	2416.5	2671.9	2657.0	2698.4	2691.8	2728.3	2703.4	2633.7
70°	1658.5	1673.5	1928.9	2461.3	3058.3	3124.7	3217.5	3212.6	3290.5	3230.8	3149.5
72.5°	1164.3	1194.2	1419.7	2033.3	3066.6	3421.6	3637.1	3819.6	3904.1	3919.1	3880.9
73°	1039.9	1063.1	1272.1	1894.1	2983.7	3361.9	3652.1	3839.4	3914.2	3960.5	3964.0
75°	361.6	373.2	555.6	1147.8	2385.0	2934.0	3307.1	3476.4	3458.0	3594.0	3743.2
77.5°	116.2	117.8	144.3	296.9	1151.0	1821.0	2237.4	2393.3	2303.7	2451.4	2650.3
80°	71.3	74.6	94.5	134.4	301.8	552.3	935.5	1170.9	1122.8	1260.5	1472.8
82.5°	43.1	44.7	58.0	82.9	121.1	134.4	175.8	238.8	293.6	353.2	462.8
85°	19.9	21.6	28.2	38.2	49.8	51.5	49.8	46.4	53.1	61.4	71.3
87.5°	0.0	0.0	1.7	3.3	1.7	0.0	0.0	0.0	0.0	1.7	0.0
90°	0.0	0.0	0.0	0.0	0.0	0.0	0.0	0.0	0.0	0.0	0.0



REPORT NUMBER: P271410

CATALOG NUMBER: ISC-AF-1000-LED-E1-T4W-7027

**CANDELA DISTRIBUTION (continued):**

	50°	52.5°	55°	57.5°	60°	62.5°	65°	67.5°	70°	72.5°	75°
0°	617.0	617.0	617.0	617.0	617.0	617.0	617.0	617.0	617.0	617.0	617.0
2.5°	635.2	630.3	630.3	623.6	626.9	620.3	623.6	617.0	620.3	611.9	617.0
5°	645.2	636.9	636.9	626.9	628.5	617.0	622.0	608.7	615.2	600.3	610.4
7.5°	650.1	635.2	641.9	623.6	631.9	611.9	622.0	600.3	613.6	590.5	607.1
10°	656.8	635.2	646.8	626.9	636.9	613.6	626.9	600.3	617.0	588.7	603.8
12.5°	666.7	643.5	653.4	630.3	643.5	617.0	630.3	603.8	620.3	588.7	607.1
15°	673.4	650.1	660.1	636.9	646.8	617.0	633.6	602.0	620.3	587.1	607.1
17.5°	671.8	650.1	660.1	633.6	645.2	615.2	631.9	600.3	617.0	582.1	603.8
20°	665.0	646.8	653.4	630.3	640.2	610.4	625.3	593.8	611.9	577.3	598.7
22.5°	656.8	638.5	646.8	625.3	635.2	605.4	618.7	590.5	608.7	573.8	593.8
25°	651.8	636.9	641.9	620.3	633.6	607.1	620.3	588.7	608.7	573.8	597.0
27.5°	650.1	636.9	646.8	626.9	638.5	615.2	628.5	600.3	617.0	580.5	603.8
30°	660.1	648.5	656.8	640.2	650.1	626.9	640.2	613.6	630.3	595.4	622.0
32.5°	671.8	660.1	668.4	653.4	668.4	645.2	661.7	635.2	655.1	620.3	645.2
35°	696.5	683.3	694.9	678.3	694.9	676.6	694.9	666.7	691.7	656.8	683.3
37.5°	761.2	724.8	736.4	718.1	734.7	711.5	743.0	714.8	743.0	709.8	746.3
40°	864.1	799.4	811.0	772.9	797.8	762.9	801.1	779.5	817.6	776.1	822.7
42.5°	998.5	937.0	925.4	867.4	889.0	847.6	885.7	847.6	898.9	859.0	917.2
45°	1121.2	1056.5	1038.2	981.8	996.8	942.1	990.1	937.0	1005.0	958.6	1031.6
47.5°	1222.3	1146.1	1131.1	1066.5	1093.0	1041.6	1101.2	1044.9	1127.8	1081.4	1165.9
50°	1315.2	1220.7	1217.3	1147.8	1192.5	1141.0	1225.6	1187.5	1268.8	1222.3	1321.9
52.5°	1421.4	1301.9	1318.5	1255.5	1326.9	1283.7	1381.5	1326.9	1433.0	1383.2	1492.6
55°	1534.1	1408.1	1451.2	1413.0	1497.7	1469.4	1552.5	1502.7	1607.1	1557.3	1673.5
57.5°	1658.5	1550.7	1627.0	1608.8	1683.4	1648.6	1741.5	1696.7	1801.1	1759.7	1875.8
60°	1821.0	1749.8	1824.4	1822.8	1887.4	1885.7	1945.5	1918.9	2018.4	2000.2	2106.3
62.5°	2031.7	1975.4	2055.0	2033.3	2111.3	2098.0	2171.0	2171.0	2242.3	2267.2	2373.3
65°	2315.3	2240.7	2335.2	2302.1	2380.0	2383.3	2429.7	2438.0	2524.2	2552.4	2643.7
67.5°	2700.0	2613.9	2688.4	2625.5	2714.9	2710.1	2749.8	2766.4	2778.1	2846.0	2856.0
70°	3254.0	3124.7	3192.7	3106.4	3123.0	3134.6	3060.0	3114.7	2982.0	3089.8	2943.8
72.5°	3852.8	3705.1	3587.4	3501.1	3330.4	3305.4	3088.2	3134.6	2852.7	2945.5	2650.3
73°	3884.3	3741.6	3582.4	3492.9	3290.5	3264.0	3031.8	3071.7	2759.9	2847.6	2537.5
75°	3531.0	3569.1	3186.0	3222.5	2870.9	2912.3	2549.2	2595.7	2212.4	2278.8	1879.2
77.5°	2380.0	2507.7	2078.0	2239.0	1802.8	1963.8	1471.2	1486.1	1084.6	1013.4	688.3
80°	1179.3	1288.7	913.8	998.5	670.0	658.5	401.4	333.5	283.7	290.2	298.6
82.5°	340.0	383.0	237.2	235.5	167.5	159.2	159.2	169.2	172.5	192.3	187.4
85°	64.7	78.0	68.0	91.2	81.3	89.7	82.9	96.2	89.7	111.1	96.2
87.5°	1.7	0.0	1.7	5.0	5.0	11.6	8.3	13.3	13.3	23.3	21.6
90°	0.0	0.0	0.0	0.0	0.0	0.0	0.0	0.0	0.0	0.0	0.0





REPORT NUMBER: P271410

CATALOG NUMBER: ISC-AF-1000-LED-E1-T4W-7027

**CANDELA DISTRIBUTION (continued):**

	77.5°	80°	85°	90°	95°	100°	102.5°	105°	107.5°	110°	112.5°
0°	617.0	617.0	617.0	617.0	617.0	617.0	617.0	617.0	617.0	617.0	617.0
2.5°	610.4	618.7	615.2	611.9	608.7	607.1	600.3	603.8	595.4	602.0	595.4
5°	597.0	607.1	602.0	595.4	592.2	588.7	577.3	585.4	572.2	583.8	573.8
7.5°	582.1	598.7	593.8	587.1	580.5	577.3	554.0	572.2	552.3	568.9	552.3
10°	577.3	595.4	588.7	580.5	573.8	570.5	542.4	563.9	542.4	560.6	539.1
12.5°	573.8	595.4	585.4	577.3	570.5	565.6	534.0	560.6	532.3	558.9	534.0
15°	570.5	595.4	582.1	572.2	565.6	560.6	527.5	557.3	525.8	555.6	527.5
17.5°	567.2	590.5	578.8	567.2	560.6	557.3	520.7	552.3	519.1	552.3	524.1
20°	562.2	585.4	572.2	560.6	554.0	549.0	512.6	545.7	510.9	544.0	512.6
22.5°	555.6	580.5	568.9	557.3	550.6	542.4	502.5	537.4	500.9	534.0	504.2
25°	557.3	583.8	568.9	557.3	547.2	539.1	496.0	534.0	492.6	525.8	492.6
27.5°	565.6	588.7	573.8	563.9	550.6	540.7	496.0	530.7	489.3	517.4	482.6
30°	582.1	605.4	592.2	577.3	565.6	552.3	504.2	532.3	489.3	507.5	472.7
32.5°	610.4	631.9	618.7	607.1	593.8	573.8	520.7	540.7	492.6	500.9	464.4
35°	646.8	673.4	666.7	658.5	641.9	607.1	549.0	552.3	499.2	494.2	452.7
37.5°	706.6	743.0	741.4	739.8	721.5	658.5	580.5	575.5	505.8	489.3	437.8
40°	784.5	827.6	839.3	850.9	812.7	719.8	617.0	598.7	509.2	479.3	414.7
42.5°	875.7	933.8	968.6	990.1	920.5	787.8	658.5	625.3	509.2	464.4	388.1
45°	988.5	1056.5	1122.8	1146.1	1039.9	860.8	701.6	646.8	502.5	441.2	353.2
47.5°	1126.1	1205.7	1297.0	1308.7	1169.2	938.7	731.4	661.7	481.0	409.6	321.8
50°	1278.7	1374.9	1509.2	1501.0	1306.9	1019.9	751.3	671.8	442.9	373.2	283.7
52.5°	1449.5	1570.7	1761.4	1723.2	1474.5	1121.2	769.6	685.0	396.4	330.0	245.5
55°	1663.5	1807.7	2046.6	1965.3	1660.2	1232.3	796.1	686.7	335.0	278.7	217.3
57.5°	1894.1	2048.2	2353.5	2205.9	1834.2	1318.5	784.5	633.6	273.6	235.5	195.7
60°	2171.0	2358.4	2660.3	2429.7	1980.2	1348.4	703.2	522.5	233.9	212.3	185.8
62.5°	2481.2	2666.9	2912.3	2585.6	2063.1	1298.6	522.5	361.6	200.7	189.0	170.9
65°	2811.2	2987.0	3033.5	2599.0	2008.5	1079.8	323.4	237.2	174.1	169.2	157.6
67.5°	3114.7	3131.3	2919.0	2383.3	1743.1	753.0	220.5	189.0	160.9	159.2	152.6
70°	3192.7	2905.7	2426.4	1855.9	1258.9	447.9	179.1	164.2	154.3	154.3	149.3
72.5°	2666.9	2212.4	1622.0	1124.5	686.7	238.8	152.6	149.3	146.0	146.0	142.7
73°	2501.2	2038.3	1452.9	981.8	580.5	214.0	149.3	146.0	144.3	142.7	140.9
75°	1661.9	1280.4	824.3	497.5	270.3	154.3	132.7	132.7	131.1	132.7	131.1
77.5°	640.2	482.6	318.4	214.0	154.3	121.1	112.7	114.4	112.7	116.2	114.4
80°	282.0	278.7	210.7	150.9	112.7	91.2	91.2	91.2	92.9	94.5	94.5
82.5°	192.3	162.5	124.3	92.9	68.0	66.4	68.0	68.0	69.7	71.3	69.7
85°	106.1	89.7	66.4	41.4	36.5	44.7	44.7	44.7	43.1	43.1	41.4
87.5°	33.1	24.8	18.2	5.0	8.3	8.3	11.6	9.9	9.9	11.6	11.6
90°	0.0	0.0	0.0	0.0	0.0	0.0	0.0	0.0	0.0	0.0	0.0



REPORT NUMBER: P271410

CATALOG NUMBER: ISC-AF-1000-LED-E1-T4W-7027

**CANDELA DISTRIBUTION (continued):**

	115°	117.5°	120°	122.5°	125°	127.5°	130°	135°	145°	155°	165°
0°	617.0	617.0	617.0	617.0	617.0	617.0	617.0	617.0	617.0	617.0	617.0
2.5°	602.0	597.0	602.0	593.8	600.3	593.8	598.7	598.7	597.0	597.0	597.0
5°	582.1	573.8	582.1	577.3	582.1	575.5	580.5	582.1	583.8	588.7	587.1
7.5°	567.2	550.6	568.9	552.3	567.2	552.3	565.6	567.2	572.2	578.8	583.8
10°	560.6	539.1	560.6	540.7	558.9	542.4	558.9	560.6	565.6	573.8	582.1
12.5°	557.3	534.0	557.3	537.4	557.3	540.7	557.3	562.2	565.6	572.2	582.1
15°	554.0	530.7	557.3	535.7	557.3	540.7	558.9	562.2	567.2	573.8	582.1
17.5°	552.3	525.8	554.0	534.0	554.0	537.4	557.3	557.3	563.9	572.2	577.3
20°	545.7	520.7	545.7	525.8	545.7	530.7	547.2	547.2	554.0	557.3	565.6
22.5°	535.7	509.2	532.3	514.1	532.3	517.4	530.7	530.7	535.7	540.7	545.7
25°	520.7	496.0	515.8	499.2	512.6	499.2	509.2	507.5	510.9	514.1	517.4
27.5°	504.2	479.3	496.0	477.7	485.9	472.7	479.3	476.0	477.7	479.3	481.0
30°	485.9	461.1	469.4	452.7	454.5	441.2	444.5	439.5	437.8	436.1	432.8
32.5°	466.0	439.5	439.5	422.9	419.6	408.0	408.0	401.4	396.4	389.8	383.0
35°	441.2	417.9	406.3	393.1	386.5	374.9	373.2	364.9	353.2	341.6	335.0
37.5°	416.3	389.8	373.2	360.0	353.2	344.9	343.3	336.7	323.4	310.2	300.2
40°	383.0	356.5	338.3	333.5	328.4	321.8	323.4	315.1	301.8	286.9	278.7
42.5°	350.0	326.7	311.8	310.2	306.8	305.2	306.8	300.2	285.2	272.0	262.0
45°	321.8	298.6	283.7	282.0	280.3	286.9	288.5	286.9	270.3	257.1	243.8
47.5°	293.6	265.4	255.4	252.2	253.7	263.7	267.1	272.0	257.1	242.1	223.9
50°	260.4	233.9	230.5	227.2	228.9	237.2	245.5	255.4	242.1	220.5	195.7
52.5°	230.5	207.3	208.9	205.6	208.9	215.6	222.2	238.8	222.2	200.7	189.0
55°	207.3	189.0	192.3	189.0	192.3	200.7	205.6	219.0	219.0	214.0	203.9
57.5°	190.7	177.4	180.8	177.4	182.4	189.0	194.0	222.2	238.8	225.6	205.6
60°	180.8	169.2	170.9	167.5	170.9	180.8	190.7	223.9	250.4	223.9	208.9
62.5°	165.8	155.9	154.3	154.3	157.6	174.1	179.1	208.9	247.1	222.2	210.7
65°	155.9	147.6	146.0	144.3	147.6	159.2	164.2	194.0	238.8	210.7	190.7
67.5°	150.9	144.3	140.9	137.7	140.9	150.9	155.9	182.4	225.6	200.7	179.1
70°	146.0	139.2	137.7	134.4	136.0	142.7	149.3	167.5	214.0	189.0	167.5
72.5°	139.2	132.7	131.1	126.0	127.6	134.4	137.7	157.6	199.1	177.4	155.9
73°	137.7	131.1	129.4	124.3	126.0	131.1	134.4	154.3	195.7	175.8	154.3
75°	129.4	122.7	121.1	117.8	119.5	119.5	122.7	140.9	185.8	165.8	144.3
77.5°	114.4	109.4	107.8	104.6	102.9	101.1	106.1	124.3	169.2	149.3	116.2
80°	94.5	89.7	87.9	81.3	81.3	81.3	87.9	106.1	126.0	107.8	89.7
82.5°	69.7	66.4	66.4	61.4	59.6	58.0	63.0	73.0	99.5	84.6	69.7
85°	41.4	39.9	41.4	36.5	38.2	36.5	41.4	51.5	54.8	43.1	33.1
87.5°	9.9	11.6	11.6	11.6	9.9	9.9	8.3	6.6	0.0	0.0	0.0
90°	0.0	0.0	0.0	0.0	0.0	0.0	0.0	0.0	0.0	0.0	0.0

REPORT NUMBER: P271410

CATALOG NUMBER: ISC-AF-1000-LED-E1-T4W-7027

**CANDELA DISTRIBUTION (continued):**

	175°	180°
0°	617.0	617.0
2.5°	595.4	593.8
5°	587.1	587.1
7.5°	583.8	583.8
10°	585.4	585.4
12.5°	585.4	588.7
15°	590.5	588.7
17.5°	585.4	585.4
20°	572.2	575.5
22.5°	554.0	554.0
25°	524.1	525.8
27.5°	484.3	487.6
30°	434.5	437.8
32.5°	378.2	381.5
35°	333.5	335.0
37.5°	303.4	303.4
40°	278.7	278.7
42.5°	255.4	253.7
45°	232.2	228.9
47.5°	208.9	207.3
50°	189.0	189.0
52.5°	192.3	192.3
55°	207.3	207.3
57.5°	208.9	207.3
60°	227.2	225.6
62.5°	237.2	242.1
65°	207.3	200.7
67.5°	197.4	187.4
70°	177.4	162.5
72.5°	157.6	149.3
73°	152.6	146.0
75°	136.0	132.7
77.5°	102.9	101.1
80°	86.2	84.6
82.5°	58.0	54.8
85°	24.8	23.3
87.5°	0.0	0.0
90°	0.0	0.0

(END OF REPORT)